



Creating Visual Supports and Learning Activities with LessonPix

Bill Binko, LessonPix
Pat Satterfield, Center 4 AT Excellence

www.amacusg.org

The logo for Center 4 AT Excellence (C4ATX) is enclosed in a thin black oval. It features the text 'C4ATX' in a large, bold, blue, sans-serif font, with 'Center4ATExcellence' in a smaller, blue, sans-serif font below it.

C4ATX
Center4ATExcellence

This Session is being Recorded



Normal mode: You can dictate and use voice commands

Webinar Archives - Tools For Life

Tools for Life: Georgia's Assistive Technology Program

Page Discussion

Read Edit View history Search

Webinar Archives

Tools for Life Webinar Archives

Date	Description	Audio	Transcript/Handout	Presentation
06/14/13	The Impact of Using iPads in Student Led IEP's	Audio @		PDF
07/17/13	Social Security 911: Understanding Your Rights & Resources	Audio @		PDF
05/29/13	A Closer Look at Apps and the Tools for Life AppFinder: A Live Demo	Audio @		PDF
05/09/13	Universal Design for Learning and the Common Core: The Power of THE PACT	Audio @	DOC	PDF
04/24/13	Assistive Technology and Adapted Recreation: A Perfect Match	Audio @		PDF
04/16/13	Free for All! Resources for Teachers and Students	Audio @		PDF
04/04/13	Interactive Whiteboards and Inclusive Classrooms	Audio @		PDF
03/27/13	Exploring Tools for Life's Favorite Apps for Learning Disabilities	Audio @		PDF
03/19/13	CREATE: Helping Teachers Use AT Effectively	Audio @		PDF
03/05/13	CREATE: Apps for Executive Functioning	Audio @		PDF
02/21/13	CREATE: AT Support for Reading	Audio @	DOC	PDF
01/22/13	CREATE: Math Instruction for Students With Disabilities	Audio @		PDF
10/24/12	Exploring Our Favorite Apps for Living, Learning, Working, and Playing	Audio 1 @ Audio 2 @		PDF
09/26/12	Considering Assistive Technology in the School System	Audio @	DOC	PDF
08/29/12	Using Assistive Technology for Effective Nursing Home Transition	Audio @		PDF
07/25/12	Universal Design for Learning	Audio @		PDF
06/27/12	Service for All: Successful Volunteering with Assistive Technology, Accommodations and Awareness	Audio @		PDF
05/30/12	How to Fund Assistive Technology: Navigating through Complex Funding Streams	Audio @		PDF
04/26/12	GARL presents a Webinar: The World of Tablets and Apps	Audio @		PDF
09/08/11	Success in the General Curriculum: What It Takes	Audio @		PDF

Category: Events



C4ATX

Center4ATExcellence

CEUs and CRCs are Available



- **CEUs** are approved for .10 clock hours and are administered through Georgia Tech Professional Education
- **CRCs** are approved for 1.0 clock hours and are administered through the Commission on Rehabilitation Counselor Certification
 - To receive your verification form, send an e-mail with the webinar title and date, your full name, organization, city, state, e-mail address and date of birth to Liz.Persaud@gatfl.gatech.edu



Webinar Evaluation



At the end of today's webinar, we ask that you please take a moment to complete our survey:

<https://www.research.net/s/TFLwebinar>



Join us for Upcoming Webinars!



TRAINING

[View Presentations](#)

[Request Training](#)

FUNDING

[Resource & Assistance](#)

[Dollars & Sense](#)

[gTRADE](#)

RESOURCES

[TFL Newsletter](#)

CONTACT US

[Meet the TFL Team](#)

[Welcome](#)

[AT Services](#)

[Try AT](#)

[Get AT](#)

[AT Guides](#)

[Research](#)

Welcome to Tools for Life

Tools for Life, Georgia's Assistive Technology Act Program, is dedicated to increasing access to and acquisition of assistive technology (AT) devices and services for people of all ages and disabilities so they can live, learn, work and play independently and attain greater freedom in communities of their choice.

Tools for Life and the TFL Network work cooperatively together to accomplish our mission through:

- [AT Demonstration](#)
- [AT Evaluations and Assessments](#)
- [AT Funding Options & Education](#)
- [Access to the TFL AT Lending Libraries](#)
- [AT & Durable Medical Equipment Reuse](#)
- [AT Training \(Individual\)](#)
- [AT Training \(Groups\)](#)

Please take our survey to help us gather information that will help better serve the community. The survey can be found at:
[TFL Survey](#)



2013 GATE SEMINAR

2013 Georgia Assistive Technology
in Education (GATE) Seminar
Dec 6, 2013
Atlanta, Georgia

WEBINARS

**AUG
14**

[The Impact of iPads Upon
Student Led IEPs](#)

**AUG
29**

[Support for Your AT
Consideration Process](#)

**SEP
10**

[Getting and Using Accessible
Instructional Materials \(AIMS\):
What You Need to Know](#)

▶ [Current Webinar Schedule](#)

▶ [Webinar Archives](#)

TOOLS FOR LIFE APPFINDER



...for Living, Learning, Working, and Playing.

AT ONLINE EXCHANGE



[gTRADE](#), Georgia's Online
Equipment Exchange.



Making Visuals Easy with LessonPix

Bill Binko



Introductions

(You can read this later)



Bill Binko, COO and LessonPix Co-Founder

After over 20 years leading software development efforts for Fortune 500 companies and multinationals like Liberty Mutual and AT&T, Bill has turned his attention to something

much more valuable and rewarding with the founding of LessonPix and is thrilled with how it has helped so many teachers and SLPs improve the lives of their students. He is best known for his ability to explain complex technical subjects to his clients (whether CEOs or SLPs) and now acts as LessonPix chief trainer.

Bill will be providing a detailed training on the features and benefits of the LessonPix system, including searching by sounds, adding your own symbols, and using the powerful materials wizards.

Objectives

- Learn how to add Visuals to your classroom
- Overview of LessonPix.com
- How to access & use your membership
 - Hands-on exercises to create materials
 - Learn to use “Situational Visuals”
- Beyond the Basics:
 - Adding your own photos
 - Use LessonPix Symbols in other tools
 - Using LessonPix from within Microsoft Word
- *Keep You Awake & Get Done On Time!*

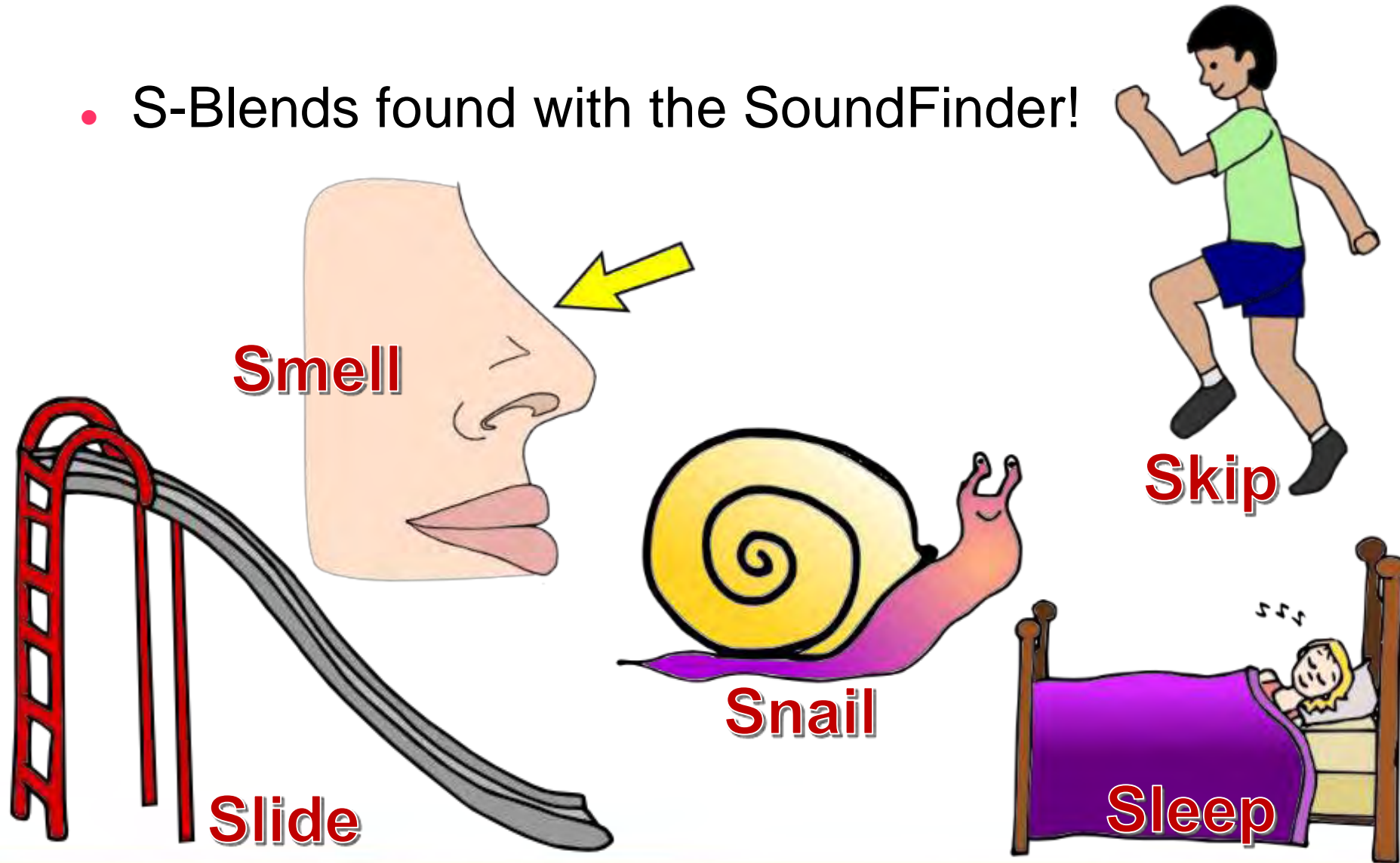
Symbol Tour: Feelings & Emotions

- Sets for every Season



Symbol Tour: Search By Sound (1)

- S-Blends found with the SoundFinder!



Symbol Tour: Search By Sound (2)

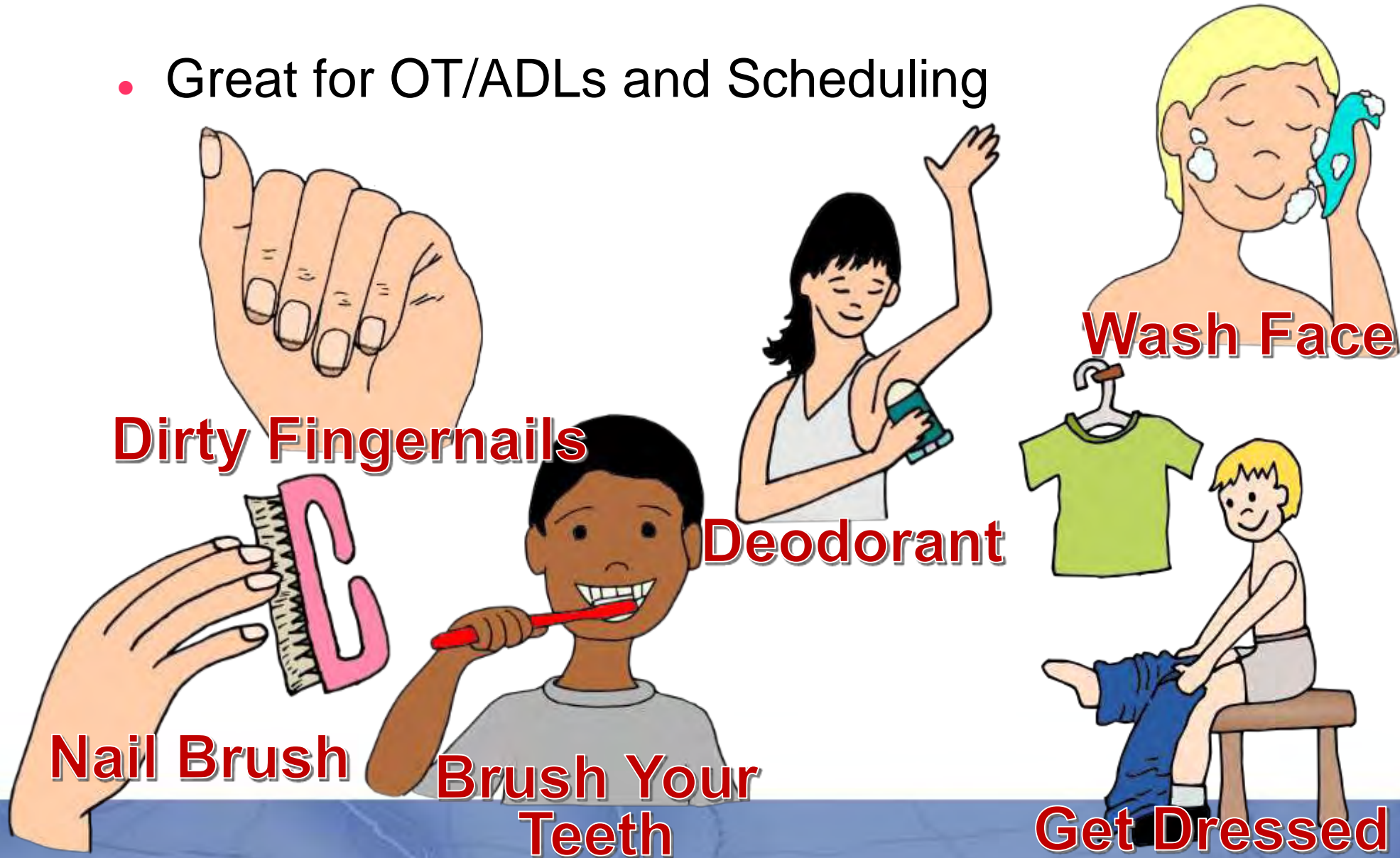
- Make your own Minimal Pairs materials

*Minimal Pairs differ by exactly one **sound***



Symbol Tour: Hygiene

- Great for OT/ADLs and Scheduling



Symbol Tour: Stories & Songs

- Well-Known Nursery Rhymes & Songs



Old Lady Stories

Jack & The Beanstalk



**Wheels on
The Bus**



The Mitten




**Cat and
The Fiddle**




Jack & Jill

Symbol Tour: SLP-Specific

- Symbols requested by SLPs




Braidy Doll



Cochlear Implant



AAC Device



Language Card Machine



Speech Therapy




The CH Sound



Tongue Positions

Symbol Tour: Animals


- Animals of all types



Butterfly




Turtle



**Praying
Mantis**




Mallard



Peacock

Woodpecker



Wallaby

Symbol Tour: Classroom Jobs

- Tons of pictures for your classroom



Line Leader




Attendance Taker



End of Day Inspector



Door Holder



Meteorologist



Class Gardener

Basic LessonPix Usage

- Login to LessonPix.com
- Create Sample Material
(Browse & Create Bingo Cards)
- Three Steps:
 - Find Symbols/Pictures
 - “Create Materials” Wizard
 - Download & Print
- Share in the Sharing Center
(only if you want to & never with private photos)

Need to replace picture
of kid due to permissions
problem

Using LessonPix w/Other Tools

- It's easy & Legal to Copy/Export our Symbols
 - Use in tools you already know like Word, PowerPoint, Smart Notebook
 - *Demo: Making this Powerpoint*
 - *Demo: Word Plugin (**Coming Soon**)*
- May Not Distribute Beyond your Classroom/Practice

SoundFinder™ & Lang. Tools

- Find Words/Pix by Sounds
- Quick and Powerful Speech/Lang Tools
 - SoundFinder™ - IPA Based Search
 - LetterFinder – Similar but based on text
 - Minimal Pairs – Powerful Tool for SLPs!
 - Rhymes With – Fast Basic Rhyming



Plus Syllable & Pattern Filters (all search types)

The Sharing Center

- Thousands of Pre-Made Materials
- Shared by LessonPix Users (like You!)
- Categorized and Searchable
 - Eg. Dominoes: S/SH Minimal Pairs*
- Use directly or “jump start” new materials



Working with your Group or District

- Hundreds of organizations around the world use LessonPix
 - School Districts & Universities
 - Private Practices
 - CO-Ops and NGOs
- Why? We are easy to work with!
 - Purchase Orders accepted
 - Great pricing(!) with discounts at 10, 25, 100+ Users
 - Free Online Continuing Education Webinars
 - On-site Training available

Real World Examples

- Let's walk through making some real materials that will be needed in your classroom this year!
- For more ideas – visit the Sharing Center

Questions/Contact

- Any Questions?
- Contact us after the chat:
 - bill@lessonpix.com w/Questions
 - support@lessonpix.com w/Problems



Optional Content

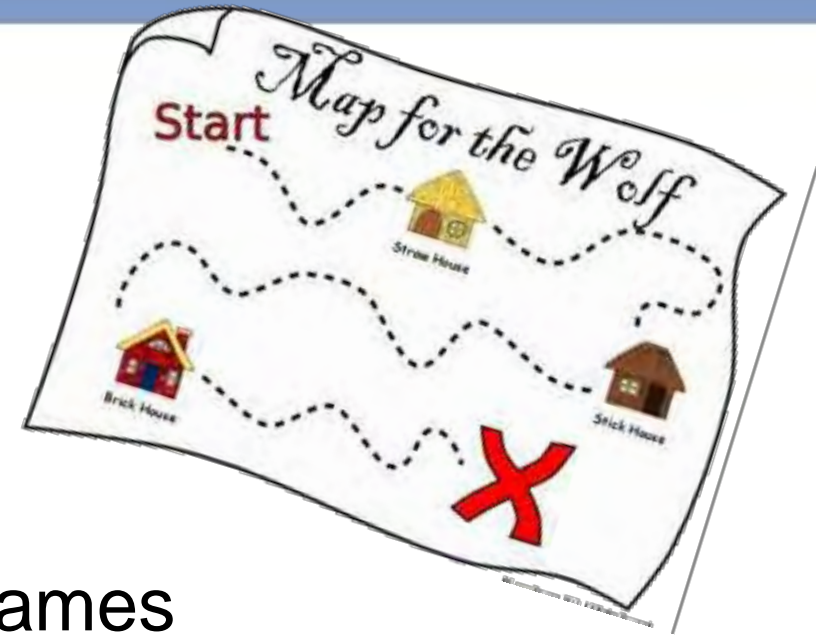
The remaining slides are optional – I may refer to them, or I may walk through the process of building those materials.

If there are questions around other areas, I may focus on those instead.

-Bill

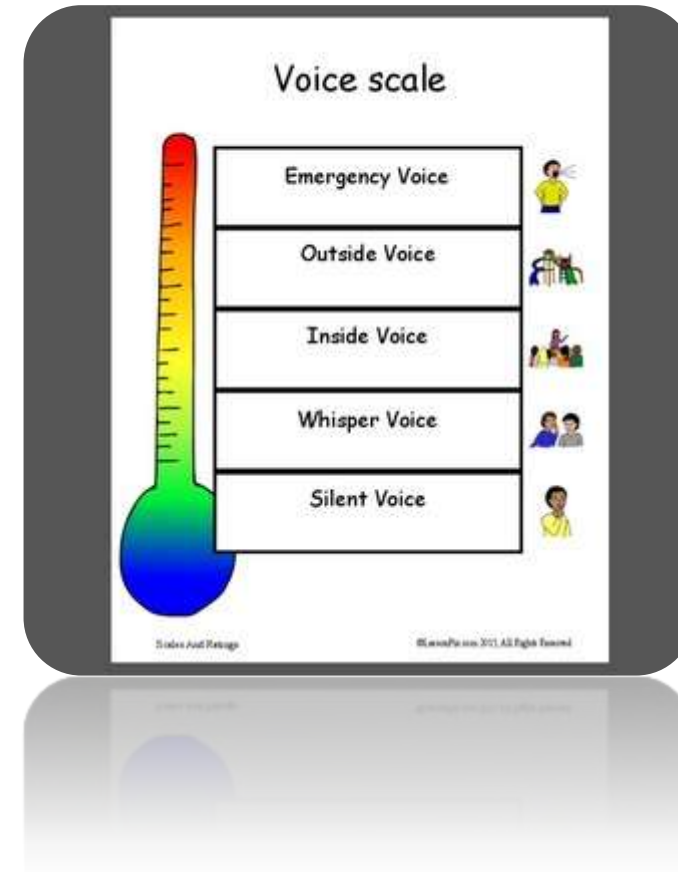
Construction Unit

- Upcoming Unit in Curriculum
- 3 Little Pigs
 - Augment curriculum with visuals & games
 - *Sample: Map For The Wolf*
- Construction Pictures
 - Under Community & Transportation
 - Tons to choose from.
 - Great for Vocabulary
 - *Sample: Construction Go Fish*



Ratings and Scales

- “Marzano” Style
 - I Know the Alphabet
 - Independent Reading
 - Animal Characteristics
- “Five-Point-Scale” Style
 - Voice Level
 - How do I Feel?
- Sample: [I Know The Alphabet](#)



Stories and Songs


- Supporting Literacy
 - Listening Skills
 - Story Telling (& Re-Telling)
 - Character Recognition
 - Sequence of Events
- *Sample: Old Lady Stories*



Schedules & Behavior

- Rules Charts
- Classroom Jobs
- Visual Schedules
- Emotion Scales

*Sample: Daily Activity
First-Then*



Social Narratives

- Prepares children for upcoming events or reviews events after the fact
- Models behavior that will be expected
- Great for children who have difficulty with transitions
- *Sample: Fire Drill Social Narrative*



Beginning/Middle/End

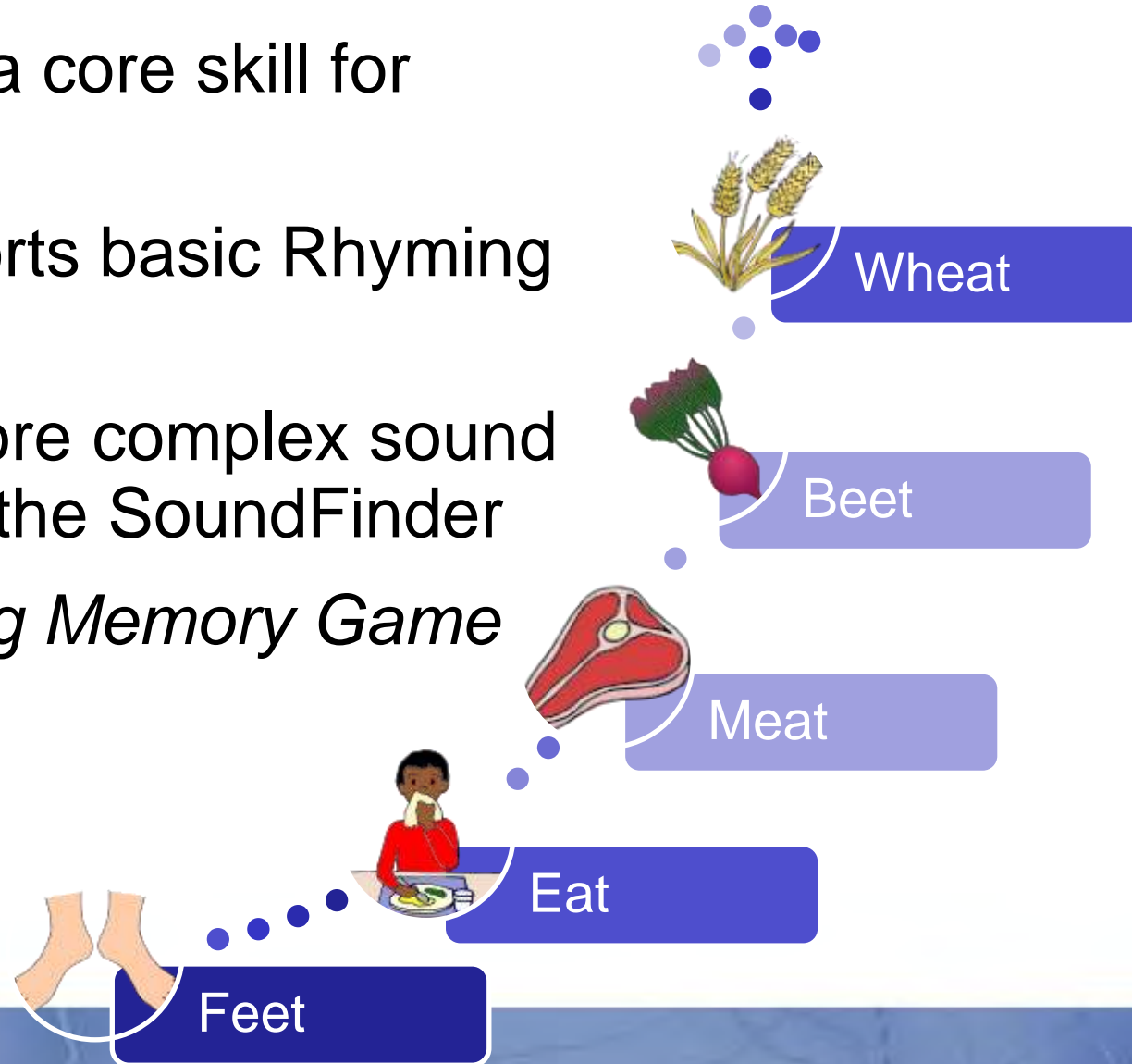
- Important concept to teach to young children
- We have a standard template (slices pictures into three parts).
- Lots of other ways to do this
- *Sample: Position Train*

*Find the Position of the
Letter of the Week*



Rhyming Words

- Rhyming is now a core skill for 3/4/5yo
- LessonPix supports basic Rhyming out of the box
- Also supports more complex sound relationships via the SoundFinder
- *Sample: Rhyming Memory Game*



Get To Know You Bingo/Cards

- Takes advantage of adding your own pictures to LessonPix.
- Manual Upload **or** Email from your Phone
- Everyone gets an upload email
- Video showing how it's done
- Great for start of school
- *Sample: My Friends Bingo*



Webinar Evaluation



At the end of today's webinar, we ask that you please take a moment to complete our survey:

<https://www.research.net/s/TFLwebinar>

